

Leakage sensor MAXIMAT LW VK



MAXIMAT SHR
(Not included in scope of delivery)

SAFETY INSTRUCTIONS

- Installation, initial start-up and maintenance may only be performed by trained personnel!
- The device may only be connected to supply power compliant to the specifications included in the technical data and on the serial plate!
- The device must be disconnected from all sources of power during installation and maintenance work!
- The device may only be operated under the conditions specified in the operating instructions!
- Only connect the unit to the MAXIMAT SHR C... transmitter!
- When used in potentially explosive areas (category 3 / EX zone 2), the surface of the MAXIMAT LW VK may only be wiped or cleaned with a damp cloth due to any static charge that may occur.

DESCRIPTION

The leakage sensor MAXIMAT LW VK... with float function is used in conjunction with the MAXIMAT SHR C... measuring transducer as a leakage sensor for stationary containers for storing non-flammable water-polluting liquids. The leakage sensor has a self-monitoring measuring circuit in two-wire circuit.

APPLICATION AREA

The MAXIMAT LW VK... leakage sensor with float function in conjunction with MAXIMAT SHR C... transmitter is suitable for liquids with a density $>0.7\text{kg/dm}^3$.

TECHNICAL DATA

Functional principle	Float, magnetic with reed contact
Connection head	PBT, glass fibre reinforced
Protection class	IP65
Installation	PVC cap $\varnothing 63$ or mounting bracket, each with Pg9 adjusting screw connection
Materials	PVC, PP or PE-HD (standard)
Probe cable	TPK cable $2 \times 0.50\text{mm}^2$ shielded, $L = 6\text{m}$
Operating temperature	$-20^\circ\text{C} \dots +60^\circ\text{C}$
Operating pressure	atmospheric, $0.8 \dots 1.1\text{bar}$
Hysteresis	approx. 2mm
Measuring circuit	Readiness for operation: $>18 \dots <40\text{mA}$ Overfill alarm: $>10 \dots <18\text{mA}$ Line break: $<7\text{mA}$ Short circuit: $>40 \dots <110\text{mA}$
Measuring voltage	ca. 12V DC

BAMO INTERNATIONAL

22, Rue de la Voie des Bans · Z.I. de la gare · 95100 ARGENTEUIL

Tel +33 (0)1 30 25 83 20 Web www.bamo.eu

Fax +33 (0)1 34 10 16 05 E-mail export@bamo.fr

Leakage sensor
MAXIMAT LW VK

07-11-2024

M-555.08-EN-AF

LEV

555-08/1

TECHNICAL DATA (continuation)

Connection cables between leakage sensor and transmitter = 2-core control cable e.g. H05 VK Minimum cross-sections:

- up to 50m 0.5mm²
- up to 100m 0.75mm²
- up to 250m 1mm²
- up to 500m 1.5mm²

CE mark: The device fulfills the legal requirements of applicable EU-guidelines.

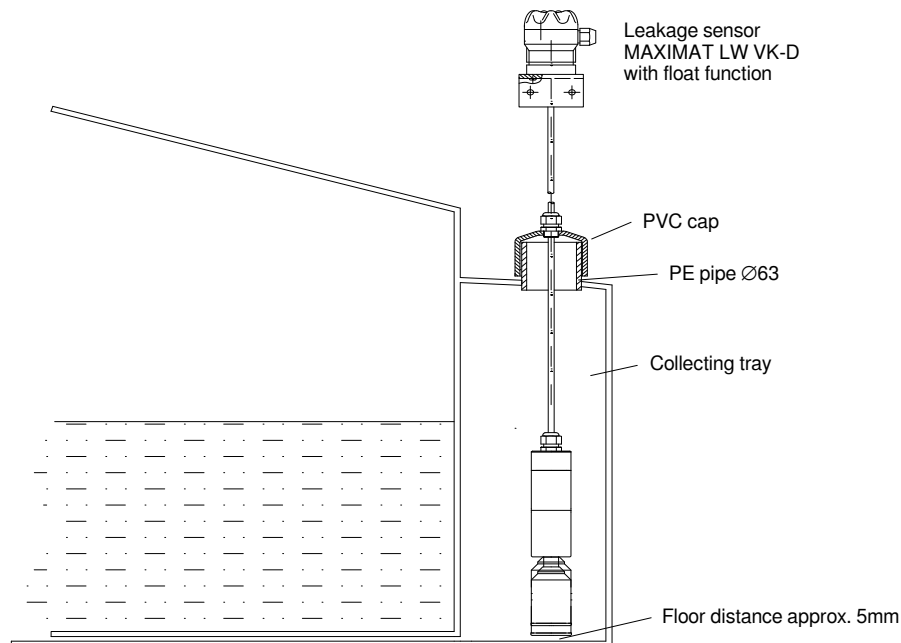
COUNTRY-SPECIFIC CERTIFICATIONS

- GERMANY - General technical approval in accordance with the Water Resources Law (WHG)
- SWITZERLAND - Type examination certificate for water protection suitability according to the Conference of Heads of Environmental Protection Offices (KVVU)
- BELGIUM - Model certificate of approval in accordance with Flemish environmental authorisation regulations (VLAREM II)

Depending on the country requirements, the corresponding documentation is enclosed.

MECHANICAL INSTALLATION

- Installation in catch basins of storage tanks
- The sensor part must not rest on the outer wall or on the floor.
- Fasten the cable so that the sensor part always hangs vertically.
- Ground clearance = approx. 5mm



BAMO INTERNATIONAL

22, Rue de la Voie des Bans · Z.I. de la gare · 95100 ARGENTEUIL

Tel +33 (0)1 30 25 83 20 Web www.bamo.eu

Fax +33 (0)1 34 10 16 05 E-mail export@bamo.fr

Leakage sensor
MAXIMAT LW VK

07-11-2024

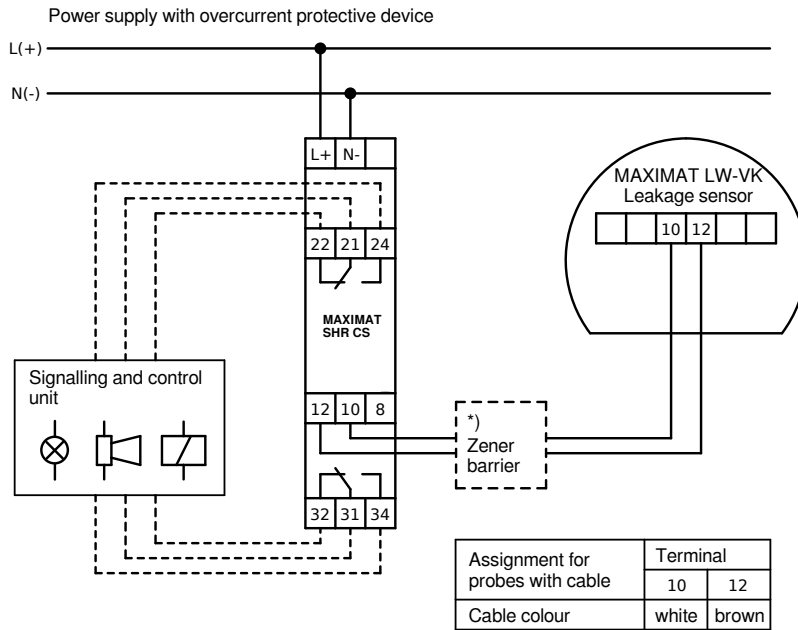
M-555.08-EN-AF

LEV

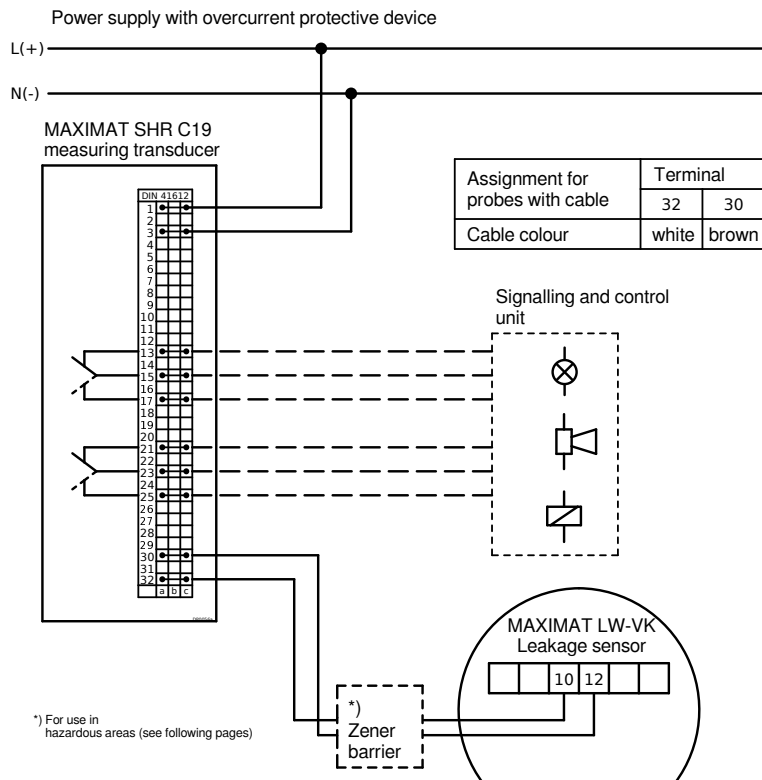
555-08/2

ELECTRICAL CONNECTION

Connection to MAXIMAT SHR CS measuring transducer...



Connection to MAXIMAT SHR C19... transducer



RECURRING INSPECTION

The functionality of the leakage sensor must be checked at appropriate intervals, but at least once a year.
It is the responsibility of the operator to choose the type of inspection and the intervals within the time frame mentioned.

Note!

In case of leakage, the sensor must be removed from the medium immediately. It must be effectively cleaned (rinsed) and may only be reinserted into the dry collection tray after a complete function test.
Permanent flooding is not permitted. This could destroy the cable and moisture could penetrate the sensor.

*) USE IN POTENTIALLY EXPLOSIVE ATMOSPHERES

The leakage sensor MAXIMAT LW VK... with float function is a simple electrical equipment without its own ignition source. The unit therefore does not fall within the scope of the ATEX directive.

According to the associated standard, "simple electrical equipment" may be operated in the potentially explosive atmosphere outside zone 0 under certain conditions.

The supply must be intrinsically safe, i.e. the leakage sensor MAXIMAT LW VK... must be connected to the transmitter via a Zener barrier or an approved isolation amplifier.

Certification and marking of simple electrical equipment is not required under the EU Directive.

The required protection targets regarding electrostatic charge are met when used as Group IIB equipment for Category 3 / EX Zone 2.

During operation, care must be taken to avoid electrostatic charging of the unit.

BAMO INTERNATIONAL

22, Rue de la Voie des Bans · Z.I. de la gare · 95100 ARGENTEUIL

Tel +33 (0)1 30 25 83 20 Web www.bamo.eu

Fax +33 (0)1 34 10 16 05 E-mail export@bamo.fr

Leakage sensor
MAXIMAT LW VK

07-11-2024

M-555.08-EN-AF

LEV

555-08/4